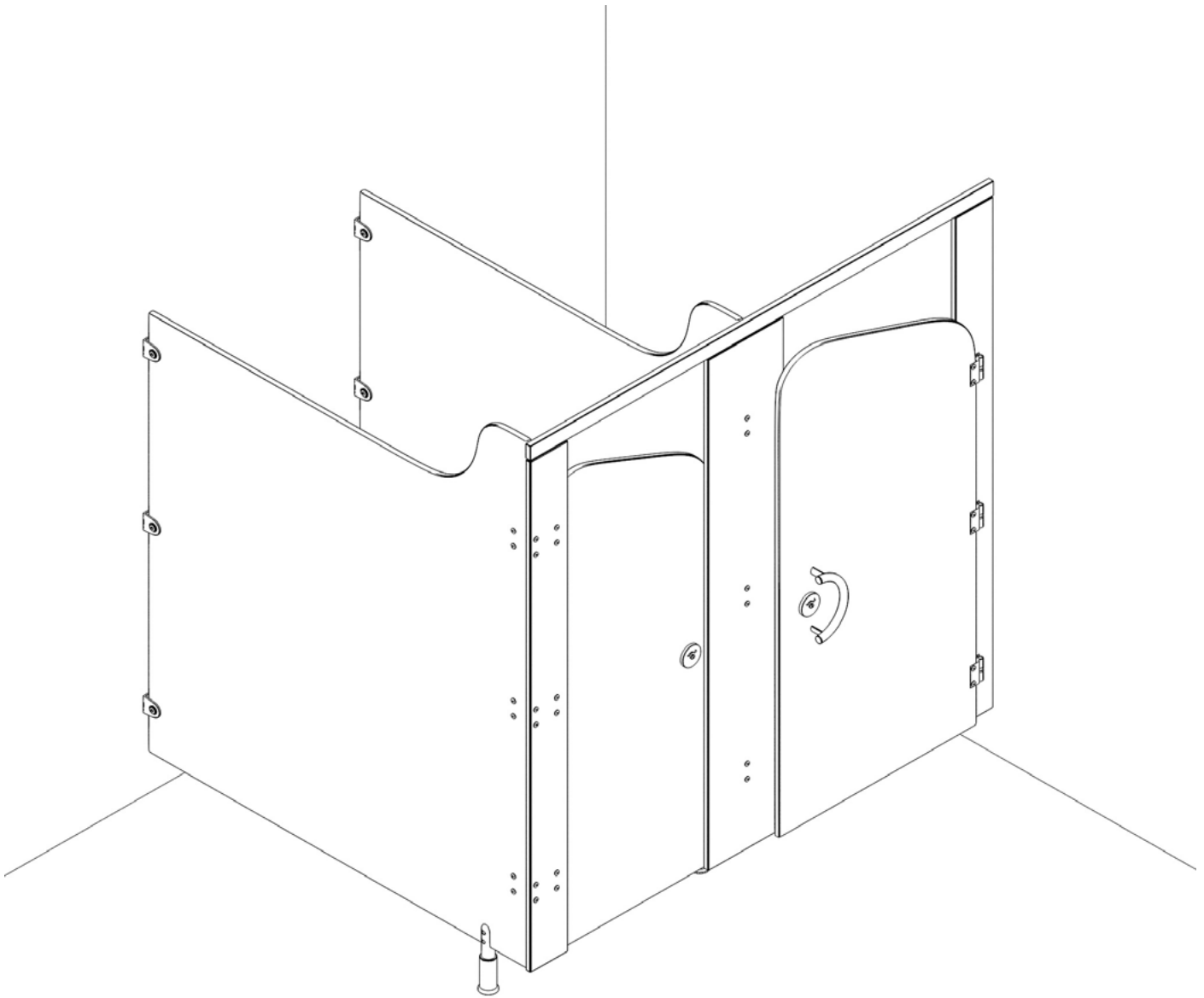


Technical Overview - Slide⁺



Considerations

- If the cubicle configuration is in-line, then the partition cannot be shaped.
- Minimal tolerance on the drilling for the non bolt through screws.
- Either a 'D' or 'L' profile headrail can be used with the Bounce+ range.
- For cubicles with a 'D' headrail, end caps need to be ordered for all exposed headrail ends.
- Can use décors from any of the leading panel manufacturers.
- Panels can be fully or partially pre-drilled depending on walls and floor.

Details

- Overall Height - 1900mm
- Floor Clearance - 100mm
- Standard Cubicle Depth - 1500mm (Alternate partition widths on customer request)
- Material Option 1 - 13mm SGL (Nominal thickness, with polished black radiused edge)
- Material Option 2 - 18mm MFC (Nominal thickness, with matching or contrasting edging)

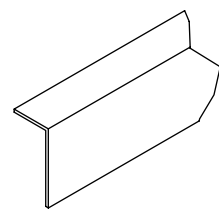
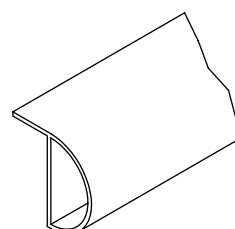
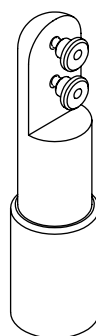
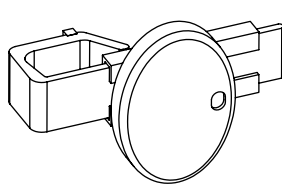
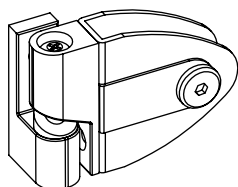
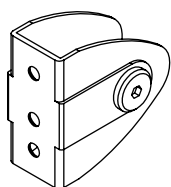
Drilling

Panel	Overall Drill Holes
Door	8
Partition	6
End Pilaster	(Hinged: 9) (Non Hinged: 3)
Centre Pilaster	9

The number of drill holes above indicates drilling for all components except the leg and the indicator keep which is always done on site.

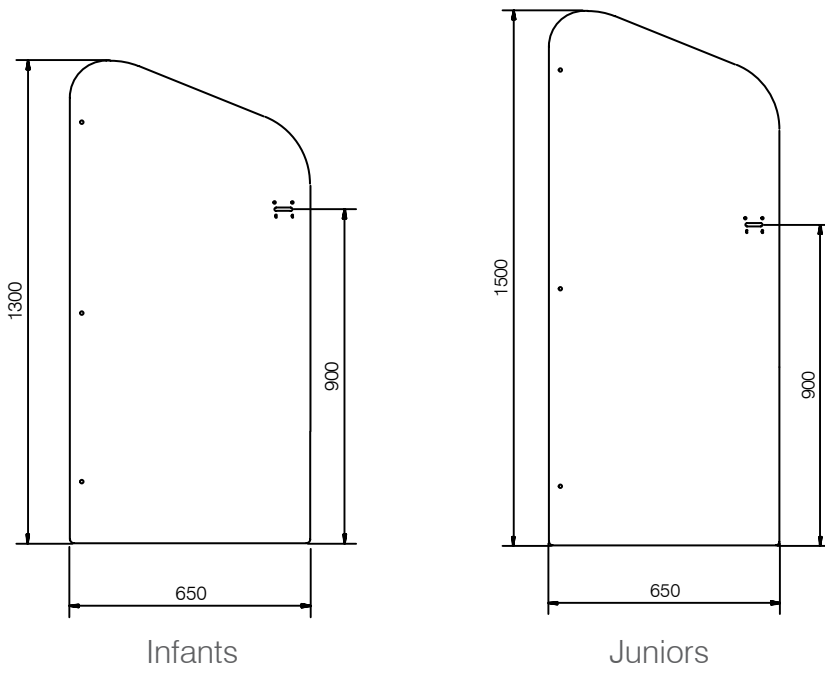
Fittings

Finish	Reference
Silver Black	Advance Wall Brackets
	Advance Pilaster Bracket
	Advance Hinges
	Advance Indicator Bolt
	Advance Leg
	'D' Headrail End Caps
Silver	4M 'L' Headrail
	4M 'D' Headrail
Black	3M 'D' Headrail
	3M 'L' Headrail

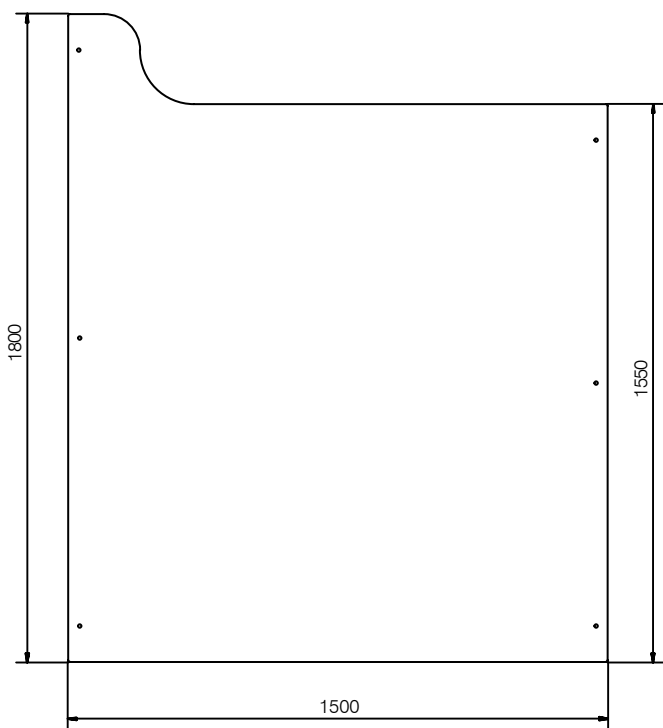


**** NOTE ** Please state the finish of the fittings during enquiry.**

Doors (Standard)



Partitions (Standard)



Pilasters (Standard)

