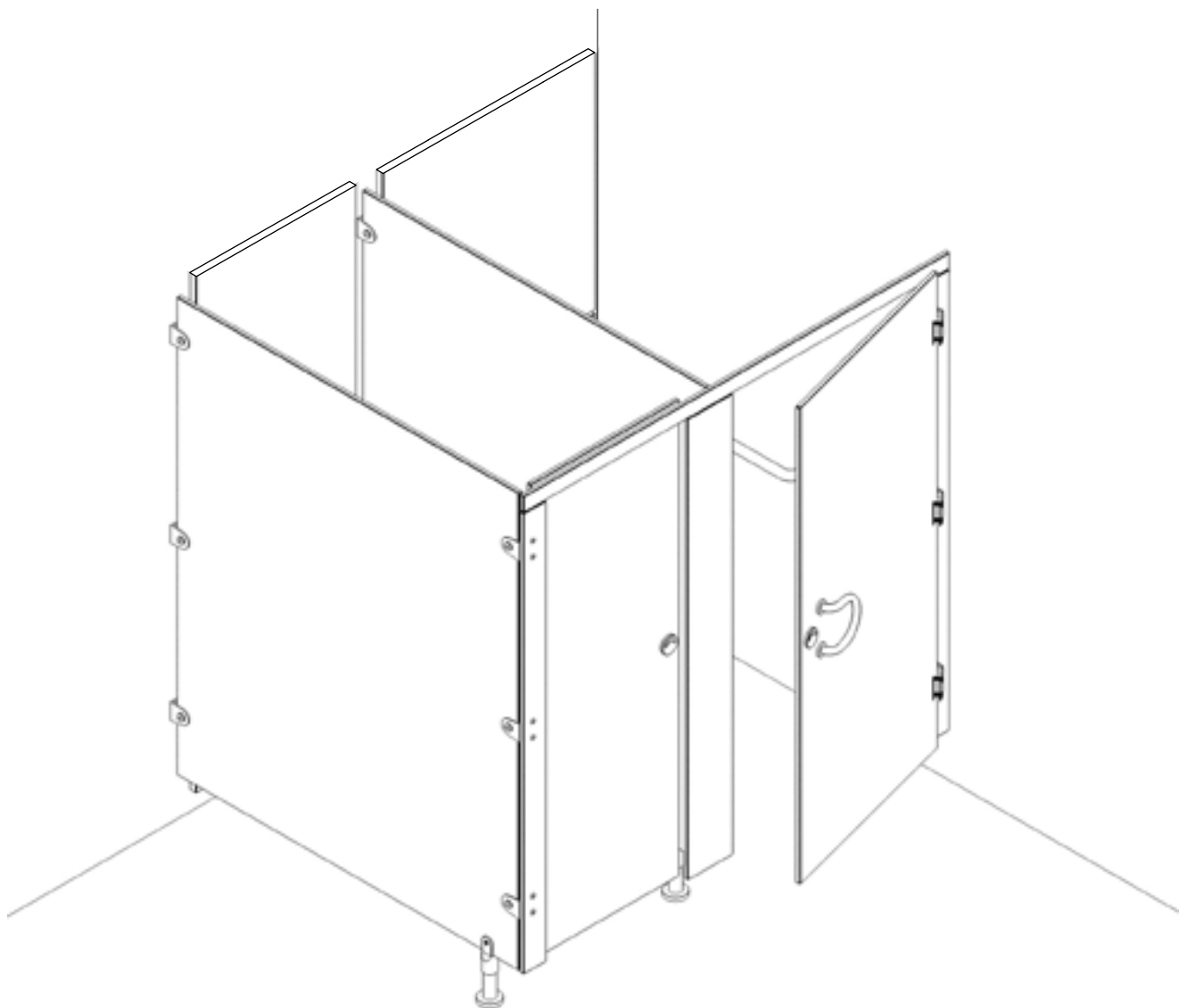


Technical Overview - Private



Considerations

- Level floors required, due to minimal door clearance.
- Minimal tolerance on the drilling for the non bolt through screws.
- Can use décors from any of the leading panel manufacturers.
- Panels can be fully or partially pre-drilled depending on walls and floor.

Details

- Overall Height - 2100mm
- Floor Clearance - Doors & Pilasters: 10mm / Partitions: 25mm
- Standard Cubicle Depth - 1500mm (Alternate partition widths on customer request)
- Material Option 1 - 13mm SGL (Nominal thickness, with polished black radiused edge)
- Material Option 2 - 18mm MFC (Nominal thickness, with matching or contrasting edging)

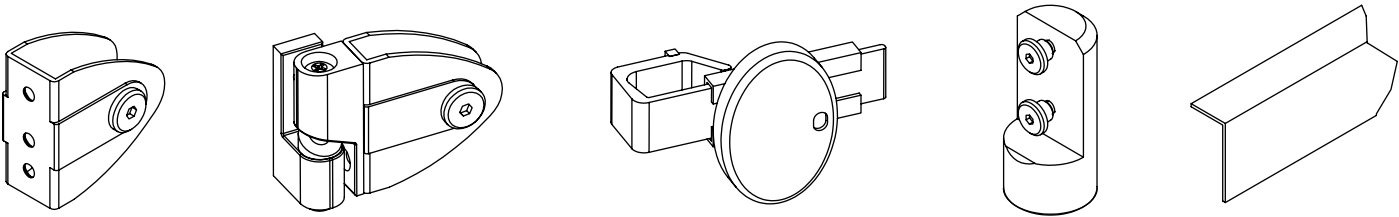
Drilling

| Panel | Overall Drill Holes |
|-----------------|-----------------------------|
| Door | 8 |
| Partition | 6 |
| End Pilaster | (Hinged: 9) (Non Hinged: 3) |
| Centre Pilaster | 9 |

The number of drill holes above indicates drilling for all components except the leg and the indicator keep which is always done on site.

Fittings

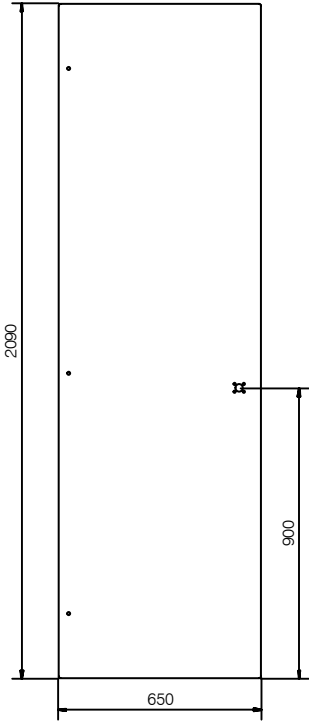
| Finish | Reference |
|-----------------|--------------------------|
| Silver Black | Advance Wall Brackets |
| | Advance Pilaster Bracket |
| | Advance Hinges |
| | Advance Indicator Bolt |
| | Low Height Leg |
| Silver | 4M 'L' Headrail |
| Black | 3M 'L' Headrail |



**** NOTE ** Please state the finish of the fittings during enquiry.**


Doors

(Standard)



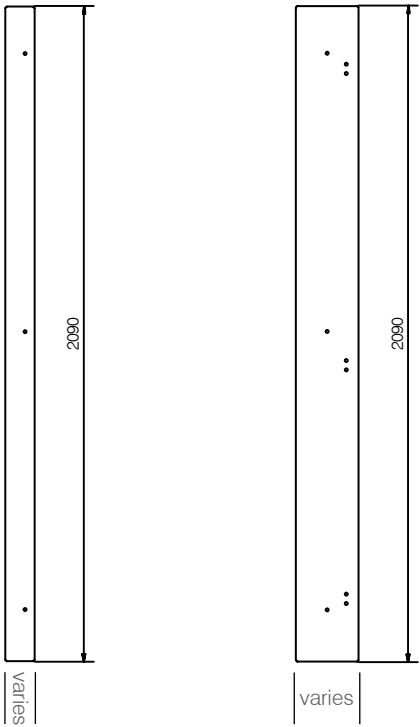
Partitions

(Standard)



Pilasters

(Standard)



End

Centre